

Summary PI Performance for Children's Social Care - Herefordshire Council @ 31st August 2006

Appendix 1

No of PI	PERFORMANCE MEASUREMENT	Position March 06	End of April 06	End of May 06	End of June 06	End of July 06	End of August 06	Target March 07*
CH141	Referrals of children in need per 10,000 population aged under 18	175	181	196	211	223	229	220
CH142	% of referrals that are repeat referrals within 12 months	17.2	18	18.3	18.5	18.3	17.6	17
CH143	% Referrals of children in need leading to initial assessments	54	49.1	44.9	47.1	48.4	51.4	60
DIS1704	% of initial assessments within 7 working days of referral	70.1	66.7	67.8	68.8	67.6	65.2	75
CH145	Number of core assessments of children in need per 10,000 population under 18	30	26.5	26.7	31.6	33.2	34.2	45
CH01	Number of children on child protection register per 10,000 population under 18	16.8	16.8	17.1	16.8	15	17.9	17
--	Number of Looked After Children	157	158	161	168	167	171	155
--	Number of children on Child Protection Register	63	63	64	63	56	67	63
PAF C19	Health Assessments of Children Looked After on Time	90.7	N/A	N/A	N/A	N/A	N/A	93
Local PI OT	% Of referred children assessed to OT services within 12 weeks	100	N/A	N/A	N/A	N/A	N/A	100
SC 5026	% of Children with disabilities aged 14+ who had a transition plan to support their move from children's to Adults services	Up to 50%	N/A	N/A	N/A	N/A	N/A	Up to 75%
SC 5037	% of care leavers at age 19 years living in suitable accommodation	89.5	N/A	N/A	N/A	N/A	N/A	100

Commentary:

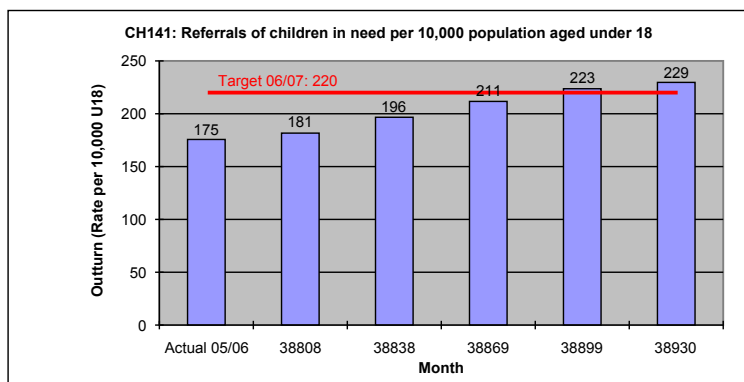
See covering report.

Summary PI Performance for Children's Social Care - Herefordshire Council @ 31st August 2006

Referral Data

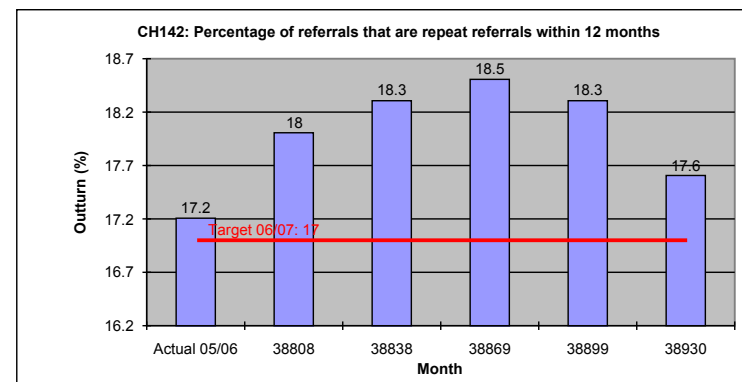
CH141: Referrals of children in need per 10,000 population aged under 18

Month	Actual 05/06	Apr-06	May-06	Jun-06	Jul-06	Aug-06	Target 06/07
CH141 Outturn	175	181	196	211	223	229	220



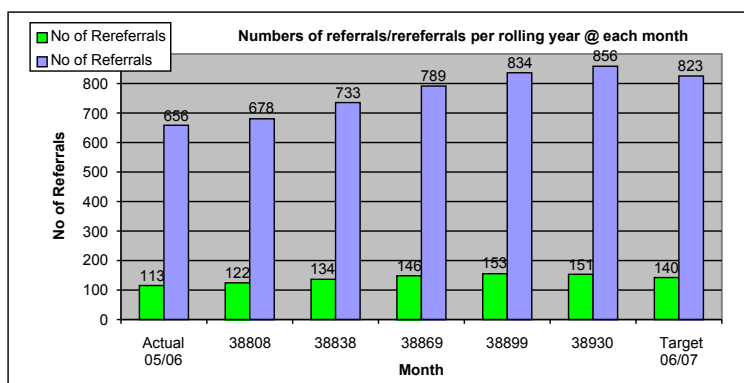
CH142: The percentage of referrals that are repeat referrals within 12 months

Month	Actual 05/06	Apr-06	May-06	Jun-06	Jul-06	Aug-06	Target 06/07
CH142 Outturn	17.2	18	18.3	18.5	18.3	17.6	17



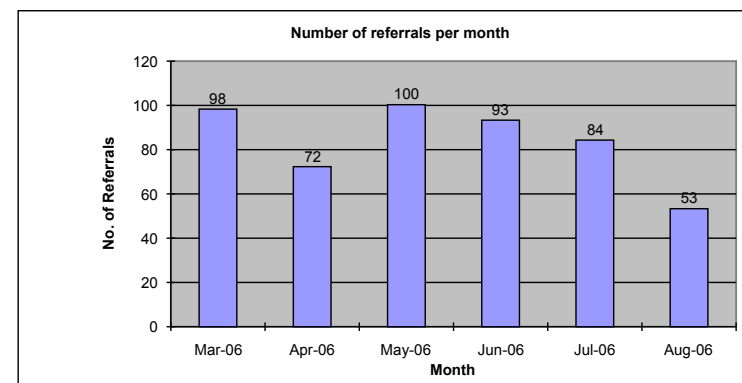
Number of referrals/rereferral per rolling year at each month end

Month	Actual 05/06	Apr-06	May-06	Jun-06	Jul-06	Aug-06	Target 06/07
No of Referrals	656	678	733	789	834	856	823
No of Rereferrals	113	122	134	146	153	151	140



Number of referrals per month

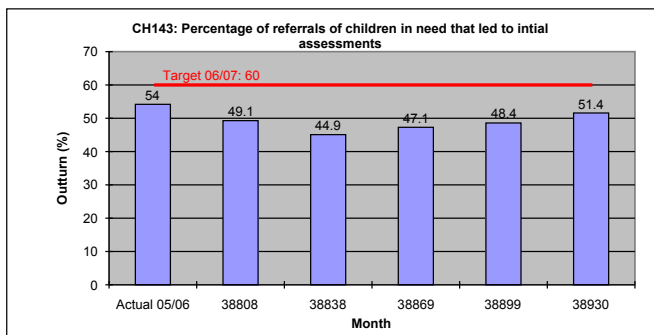
Month	Mar-06	Apr-06	May-06	Jun-06	Jul-06	Aug-06
No of Referrals	98	72	100	93	84	53



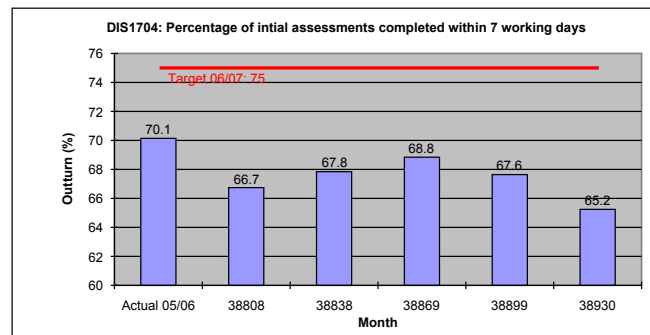
Summary PI Performance for Children's Social Care - Herefordshire Council @ 31st August 2006

Assessment Data

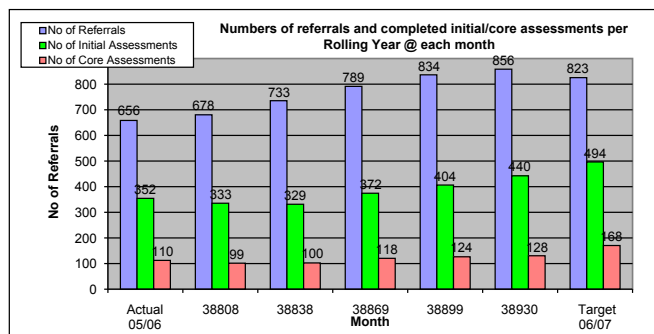
CH143: The percentage of referrals of children in need that led to initial assessments							
Month	Actual 05/06	Apr-06	May-06	Jun-06	Jul-06	Aug-06	Target 06/07
CH143 Outturn	54	49.1	44.9	47.1	48.4	51.4	60



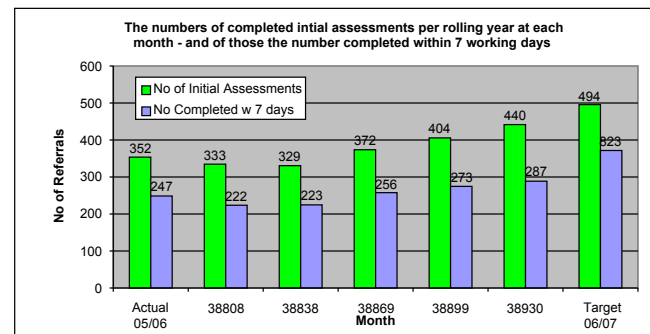
DIS1704: The percentage of initial assessments completed within 7 working days							
Month	Actual 05/06	Apr-06	May-06	Jun-06	Jul-06	Aug-06	Target 06/07
DIS1704 Outturn	70.1	66.7	67.8	68.8	67.6	65.2	75



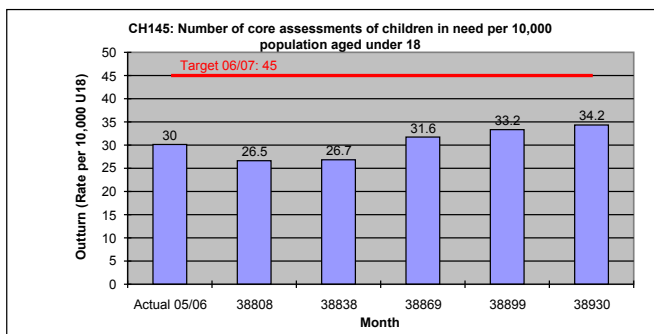
Numbers of Referrals, completed initial & core assessments per rolling year at each month end							
Month	Actual 05/06	Apr-06	May-06	Jun-06	Jul-06	Aug-06	Target 06/07
No of Referrals	656	678	733	789	834	856	823
No of Initial Asses	352	333	329	372	404	440	494
No of Core Asses	110	99	100	118	124	128	168



The number of completed initial assessments per rolling year at each month end - and of those the number completed within 7 working days							
Month	Actual 05/06	Apr-06	May-06	Jun-06	Jul-06	Aug-06	Target 06/07
No of Initial Asses	352	333	329	372	404	440	494
No Completed w 7	247	222	223	256	273	287	370



CH145: The number of core assessments of children in need per 10,000 population aged under 18							
Month	Actual 05/06	Apr-06	May-06	Jun-06	Jul-06	Aug-06	Target 06/07
CH143 Outturn	30	26.5	26.7	31.6	33.2	34.2	45



Summary PI Performance for Children's Social Care - Herefordshire Council @ 31st August 2006

Child Protection Register & Looked After Children

CH01: The number of children on the Child Protection Register per 10,000 population aged under 18							
Month	Actual 05/06	Apr-06	May-06	Jun-06	Jul-06	Aug-06	Target 06/07
CH143 Outturn	16.8	16.8	17.1	16.8	15.0	17.9	17

No's of looked after children and children on Child Protection Register							
Month	Actual 05/06	Apr-06	May-06	Jun-06	Jul-06	Aug-06	target 06/07
LAC	157	158	161	168	167	171	155
CPR	63	63	64	63	56	67	63

